

Instruction for making payment through SBI Collect

Choose '**Mode of Payment**'* as per your convenience and complete the payment process.

*Pay 'ONLINE' using Internet Banking/Credit Card/Debit Card/UPI and print the receipt for your record.

Click checkbox to accept 'I have read and accepted the terms and conditions stated above'

SBI State Bank Collect

Products & Services Know More

STATE BANK COLLECT
A MULTI-MODAL PAYMENT PORTAL

DISCLAIMER CLAUSE

Terms Used

- > Corporate Customer: Firm/Company/Institution (F/C/I) collecting payment from their beneficiaries.
- > User: The beneficiary making a payment to F/C/I for the services/goods availed
- > Bank shall not be responsible, in any way, for the quality or merchantability of any product/merchandise or any of the services related thereto, whatsoever, offered to the User by the Corporate Customer. Any disputes regarding the same or delivery of the Service or otherwise will be settled between Corporate Customer and the User and Bank shall not be a party to any such dispute. Any request for refund by the User on any grounds whatsoever should be taken up directly with the Corporate Customer and the Bank will not be concerned with such a request.
- > Bank takes no responsibility in respect of the services provided and User shall not be entitled to make any claim against the Bank for deficiency in the services provided by the Corporate Customer.
- > The User shall not publish, display, upload or transmit any information prohibited under Rule 3(2) of the Information Technology (Intermediaries guidelines) Rules, 2011.
- > In case of non-compliance of the terms and conditions of usage by the User, the Bank has the right to immediately terminate the access or usage rights of the User to the computer resource of the Bank and remove the non-compliant information.

1 I have read and accepted the terms and conditions stated above.
(Click Check Box to proceed for payment.)

2 **Proceed**

Select state and Type of Corporate / Institute

The screenshot shows the SBI State Bank Collect interface. At the top, there is a navigation bar with the SBI logo and 'State Bank Collect'. Below it, a breadcrumb trail reads 'State Bank Collect / State Bank Mops'. The main heading is 'State Bank Collect'. The primary instruction is 'Select State and Type of Corporate / Institution'. There are two dropdown menus: 'State of Corporate / Institution *' with 'Telangana' selected (indicated by a green arrow labeled '3'), and 'Type of Corporate / Institution *' with 'Govt Department' selected (indicated by a green arrow labeled '4'). A 'Go' button is positioned below these menus (indicated by a green arrow labeled '5'). A red notice box contains the following text: 'Mandatory fields are marked with an asterisk (*)' and 'State Bank Collect is a unique service for paying online to educational institutions, temples, charities and/or any other corporates/institutions who maintain their accounts with the Bank.' The footer includes '© State Bank of India', 'Privacy Statement', 'Disclosure', and 'Terms of Use'.


Select from Govt Department

The screenshot shows the SBI State Bank Collect interface for selecting a government department. The navigation bar and breadcrumb trail are identical to the previous page. The main heading is 'State Bank Collect'. The instruction is 'Select from Govt Department'. A dropdown menu for 'Govt Department Name *' has 'CENTRE FOR DNA FINGERPRINTING A' selected (indicated by a green arrow labeled '6'). Below the dropdown are 'Submit' and 'Back' buttons (indicated by a green arrow labeled '7'). A red notice box contains the text: 'Mandatory fields are marked with an asterisk (*)'. The footer includes '© State Bank of India', 'Privacy Statement', 'Disclosure', and 'Terms of Use'.

Select Payment Category

The screenshot shows the SBI State Bank Collect interface for selecting a payment category. The navigation bar and breadcrumb trail are identical to the previous pages. The main heading is 'State Bank Collect'. The institution details are displayed: 'CENTRE FOR DNA FINGERPRINTING AND DIAGNOSTICS' with the address 'CDFD ECIL ROAD, NACHARAM, HYDERABAD-500076'. The instruction is 'Provide details of payment'. A dropdown menu for 'Select Payment Category *' has 'Registration Fee' selected (indicated by a green arrow labeled '8'). A red notice box contains the following text: 'Mandatory fields are marked with an asterisk (*)', 'The payment structure document if available will be displayed during the online payment process.', and 'Date specified(if any) should be in the format of 'ddmmyyyy'. Eg., 02062008'. The footer includes '© State Bank of India', 'Privacy Statement', 'Disclosure', and 'Terms of Use'.


On next screen, fill the details

State Bank Collect

State Bank Collect - State Bank Mops

State Bank Collect / State Bank Collect Exit

State Bank Collect



CENTRE FOR DNA FINGERPRINTING AND DIAGNOSTICS
CDFD ECIL ROAD, NACHARAM, HYDERABAD-500076

Provide details of payment

Select Payment Category * Registration Fee

Name of the Remitter *

Mobile no. *

Email id *

Remitter Reference * Conference ← 10

GST No.


PAN

Fee Amount ← 11

Remarks

Please enter your Name, Date of Birth (For Personal Banking) / Incorporation (For Corporate Banking) & Mobile Number.
This is required to reprint your e-receipt / remittance(PAP) form, if the need arises.

Name *

Date Of Birth / Incorporation * 


Mobile Number *

Email id

Enter the text as shown in the image *

Select one of the Captcha options *

Image Captcha Audio Captcha



12 Submit Reset Back

- Mandatory fields are marked with an asterisk (*)
- The payment structure document if available will contain detailed instructions about the online payment process.
- Date specified(if any) should be in the format of 'ddmmyyy'. Eg., 02062008
- For Amount fields, only numbers are allowed and for free text fields (mandatory), following special characters are allowed: . / @ - _ &

© State Bank of India

[Privacy Statement](#) | [Disclosure](#) | [Terms of Use](#)

Now, you will be taken to payment gateway

STATE BANK COLLECT MULTI OPTION PAYMENT SYSTEM

Net Banking

<p>State Bank of India Bank Charges: Rs 11.8 CLICK HERE</p>	<p>Other Banks Internet Banking Bank Charges: Rs 17.7 CLICK HERE</p>
--	---

Card Payments

This payment mode is not available between 23:30 hours IST and 00:30 hours IST

<p>State Bank ATM-cum-Debit Card Bank Charges: Rs 0.0 CLICK HERE</p>	<p>Other Bank Debit Cards Bank Charges: Rs 0.0 CLICK HERE</p>	<p>Credit Cards Bank Charges: Rs 23.6 CLICK HERE</p>
<p>Prepaid Card Bank Charges: Rs 25.96 CLICK HERE</p>	<p>Foreign Card Bank Charges: -- NOT ENABLED</p>	

Other Payments Modes

UPI is not available between 22:30 hours IST and 23:30 hours IST

<p>UPI Bank Charges: Rs 0.0 CLICK HERE</p>	<p>NEFT/RTGS Bank Charges: Rs 15.0 CLICK HERE</p>	<p>SBI Branch Bank Charges: Rs 59.0 CLICK HERE</p>
---	--	---

Upon making the payment successfully, you will get the e-receipt for your payment.

Take screenshot/ download the e-receipt for future reference.